

QUALITY, FORM &  
FUNCTION

# Storage never looked so sexy



**A**t Contur, we've worked very hard to achieve one basic objective: to build a better looking and better-functioning all-metal modular cabinet system at an affordable price. We've teamed our engineers together with our stylist to come up with a timeless design loaded with advanced engineering features never before seen on a mass-produced metal storage cabinet; all proudly backed by "The Contur Promise", our limited lifetime warranty. In the pages ahead, we invite you to explore our exciting new product line as we are convinced that you will share the same enthusiasm for our cabinets as we do.



## HI-KAB

### HI-KAB

#### FEATURES:

- Standard wall cabinet w/5 cu.ft of storage space
- One full-depth 50-lb rated load capacity shelf
- Swing-up contoured door w/lift stay mechanism
- Lockable door w/key
- Panel choice of six (6) colors & brushed stainless-steel
- Molded T-handle for easy-to-reach closing of swing-up door
- Nominal Dimensions: 30 1/8" w x 24" h x 14" d



Colors available:



## HI-KAB+

### HI-KAB+

#### FEATURES:

- Extended storage wall cabinet w/10 cu.ft of storage space
- One full-depth 50-lb rated load capacity shelf
- Swing-up contoured door w/lift stay mechanism
- Lockable door w/key
- Molded T-handle for easy-to-reach closing of swing-up door
- Panel choice of six (6) colors & brushed stainless-steel
- Nominal Dimensions: 30 1/8" w x 24" h x 25 1/4" d



# Upper Wall Cabinets

## HI-KAB KOMPACT

### HI-KAB KOMPACT

FEATURES:

- Compact wall cabinet w/2.5 cu.ft of storage space
- Swing-up contoured door w/lift stay mechanism
- Lockable door w/key
- Panel choice of six (6) colors & brushed stainless-steel
- Molded T-handle for easy-to-reach closing of swing-up door
- Nominal Dimensions: 30 1/8" w x 12" h x 14" d



Colors available:



## HI-KAB+ KOMPACT

### HI-KAB+ KOMPACT

FEATURES:

- Compact wall cabinet w/5 cu.ft of storage space
- Swing-up contoured door w/lift stay mechanism
- Lockable door w/key
- Molded T-handle for easy-to-reach closing of swing-up door
- Panel choice of six (6) colors & brushed stainless-steel
- Molded T-handle for easy-to-reach closing of swing-up door
- Nominal Dimensions: 30 1/8" w x 12" h x 25 1/4" d





## LO-KAB

### LO-KAB

#### FEATURES:

- Base storage cabinet w/13 cu.ft of storage space
- One full-depth 100-lb rated load capacity shelf
- Dual swing-out contoured doors w/European cup hinges
- Lockable door w/key
- Panel choice of six (6) colors & brushed stainless-steel
- Nominal Dimensions: 30 1/8" w x 32" h x 25 1/4" d

(Optional countertops & legs sold separately - see page 9)



### LO-KOMBI

#### FEATURES:

- Combination base storage cabinet/drawer unit w/12.5 cu.ft of storage space
- One full-depth 100-lb rated load capacity shelf
- Push-to-open/close ¾-length swing-out contoured doors w/European cup hinges
- Push-to-open/close 6" high drawer w/100-lb rated load capacity drawer slides
- Lockable drawer w/key (Lock for swing-out doors not available)
- Panel choice of six (6) colors & brushed stainless-steel
- Nominal Dimensions: 30 1/8" w x 32" h x 25 1/4" d

(Optional countertops & legs sold separately - see page 9)

## LO-KOMBI

## LO-KOMBI-2

### LO-KOMBI-2

#### FEATURES:

- Combination base storage cabinet/drawer unit w/12.5 cu.ft of storage space
- One full-depth 100-lb rated load capacity shelf
- Push-to-open/close ¾-length swing-out contoured doors w/European cup hinges
- Dual push-to-open/close 3" high drawers w/100-lb rated load capacity drawer slides
- Lockable drawer w/key (Lock for swing-out doors not available)
- Panel choice of six (6) colors & brushed stainless-steel
- Nominal Dimensions: 30 1/8" w x 32" h x 25 1/4" d

(Optional countertops & legs sold separately - see page 9)



Colors available:



# Lower Drawers

## LO-GLIDE 4

### LO-GLIDE 4

#### FEATURES:

- 4-drawer unit w/10.5 cu.ft of storage space
- Three (3) 6" high drawers, One (1) 12" high drawer
- Push-to-open/close drawer slides w/100-lb rated load capacity
- Lockable top drawer w/key
- Anti-slip drawer liners
- Panel choice of six (6) colors & brushed stainless-steel
- Nominal Dimensions: 30 1/8"w x 32"h x 25 1/4"d

(Optional countertops & legs sold separately - see page 9)



## LO-GLIDE 5

### LO-GLIDE 5

#### FEATURES:

- 5-drawer unit w/10 cu.ft of storage space
- Two (2) 3" high drawers, Two (2) 6" high drawers, One (1) 12" high drawer
- Push-to-open/close drawer slides w/100-lb rated load capacity
- Lockable top drawer w/key
- Anti-slip drawer liners
- Panel choice of six (6) colors & brushed stainless-steel
- Nominal Dimensions: 30 1/8"w x 32"h x 25 1/4"d

(Optional countertops & legs sold separately - see page 9)



## LO-GLIDE 6

### LO-GLIDE 6

#### FEATURES:

- 6-drawer unit w/9.5 cu.ft of storage space
- Four (4) 3" high drawers, One (1) 6" high drawer, One (1) 12" high drawer
- Push-to-open/close drawer slides w/100-lb rated load capacity
- Lockable top drawer w/key
- Anti-slip drawer liners
- Panel choice of six (6) colors & brushed stainless-steel
- Nominal Dimensions: 30 1/8"w x 32"h x 25 1/4"d

(Optional countertops & legs sold separately - see page 9)



Colors available:



## DUO-KAB



### DUO-KAB

#### FEATURES:

- Dual storage cabinet w/26.5 cu.ft of storage space
- Two full-depth 100-lb rated load capacity shelves
- Quad swing-out contoured doors w/European cup hinges
- Lockable doors w/key
- Panel choice of six (6) colors & brushed stainless-steel
- Nominal Dimensions: 30 1/8" w x 64" h x 25 1/4" d

(Optional legs sold separately - see page 9)

## TRIO-KAB

### TRIO-KAB

#### FEATURES:

- Triple storage cabinet w/37.5 cu.ft of storage space
- Three full-depth 100-lb rated load capacity shelves
- Six swing-out contoured doors w/European cup hinges
- Lockable doors w/key
- Panel choice of six (6) colors & brushed stainless-steel
- Nominal Dimensions: 30 1/8" w x 96" h x 25 1/4" ds

(Optional legs sold separately - see page 9)



Colors available:



# For the Hobbyist

## BENCH-GLIDE

### BENCH-GLIDE

#### FEATURES:

- Combination bench/drawer unit w/4.5 cu.ft of storage space
- One (1) 12" high drawer
- Push-to-open/close drawer slides w/100-lb rated load capacity
- Anti-slip drawer liner
- Contoured maple butcher block countertop
- Black mat legs adjustable 4" - 5"
- Panel choice of six (6) colors and brushed stainless steel
- Nominal Dimensions 30-1/8"w x 17 1/2"h x 24"d



Colors available:

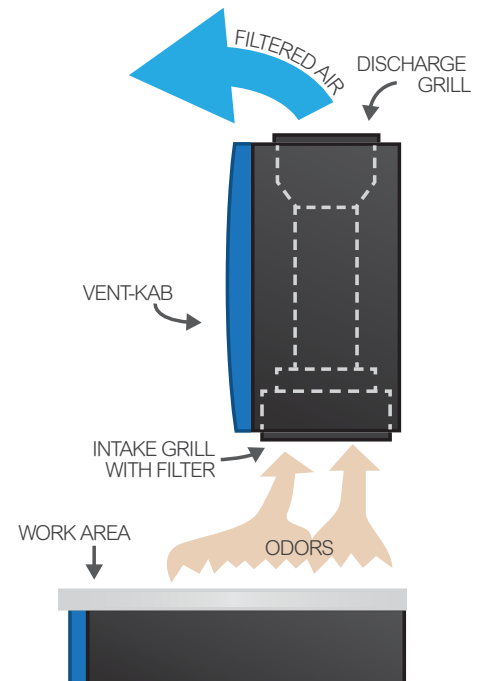


## VENT-KAB

### VENT-KAB

#### FEATURES:

- 250 cfm 2-speed fan operation w/dual 40W light fixtures
- Replaceable filter media
- Swing-up contoured door w/lift stay mechanism
- Lockable door w/key
- Panel choice of six (6) colors & brushed stainless-steel
- Nominal Dimensions: 30 1/8"w x 24"h x 14"d



### VENT-KAB AIRFLOW PATTERN

HOW IT WORKS: Spray painting odors, light soldering fumes & fine grinding dust are drawn away from the operator's breathing and working area and filtered through a basic filtration system. The filtered air is then re-circulated back to the workspace thus eliminating the requirement for a ducted installation to an outside wall.





Stainless Sink Kit



Stainless Countertop



Potting Plug Countertop



Wood Countertop

- **Countertop, Contoured Stainless-Steel:** 1-5/8" thk, 16-gauge welded/polished type 304, 30" x 25-1/4", **CCT-SS**
- **Countertop, Contoured Butcher Block:** 1-1/2" thk, Durakryl finish, 30" x 25-1/4", **CCT-BB**
- **Countertop, Contoured Butcher Block w/potting plug:** 1-1/2" thk, Durakryl finish, 30" x 25-1/4", **CTT-BB-P**
- **Sink Kit:** Stainless Steel Sink with Polished Finish (for LO-KAB module only); Includes Cut-Out of Wood or S/S Countertop & Cabinet Back (Faucet & Countertop Not Included), **SNK-08/10**
- **Leg Kit, Stainless-Steel:** c/w mounting plates Adj. 4" to 5" high, (Qty:4/kit), **LEG-SS**
- **Leg Kit, Chrome:** c/w mounting plates Adj. 4" to 5" high, (Qty:4/kit), **LEG-CH**
- **Leg Kit, Black Mat:** c/w mounting plates Adj. 4" to 5" high, (Qty:4/kit), **LEG-BK**
- **LED Cool White Task Light Kit:** two (2) lights included, black metal trim ring, 2-1/2" diameter, 2.5W (6000K) c/w wiring harness(Requires power Transformer LPT-08), **LED-CW**
- **LED Warm White Task Light Kit:** two (2) lights included, black metal trim ring, 2-1/2" diameter, 2.5W (3200K) c/w wiring harness (Requires power Transformer LPT-08), **LED-WW**
- **LED Power Transformer Kit:** (Powers up to 8LED task lights), 115Vto 12VDC, **LPT-08**
- **Wardrobe Tube:** Black finish, fits Duo-Kab, **WDT-01**



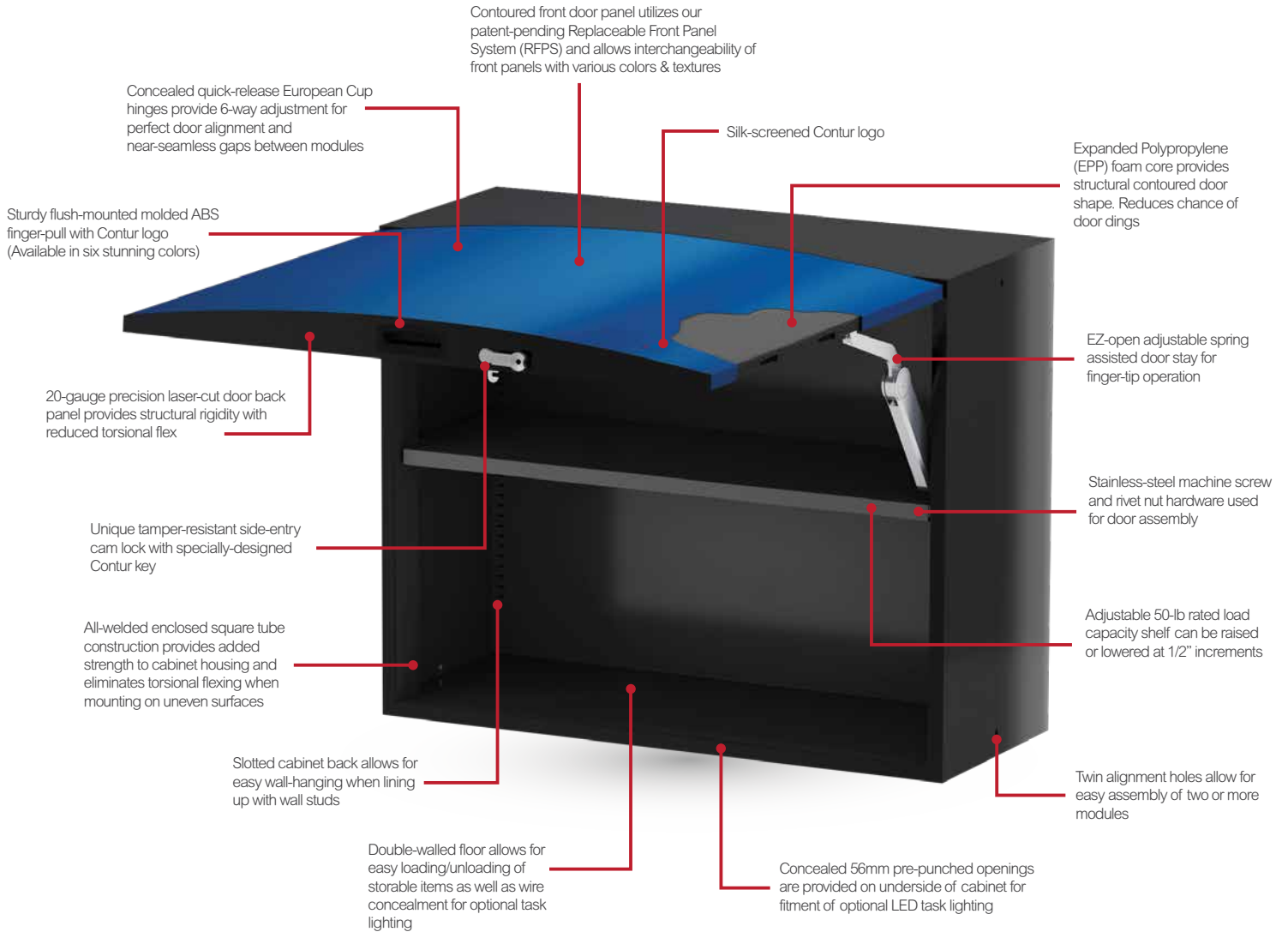
Stainless Steel  
LEG-SS



Black Matte  
LEG-BK

# Anatomy of a contur cabinet


HI-KAB




(HI-KAB shown in Santorini Blue)

# Popular cabinet layouts


CUSTOM SET 12½ FT



GARDEN SET 10 FT



WORKSPACE SET 15 FT




LAUNDRY SET




STARTER SET 7½ FT



STORAGE SET 7½ FT



MICRO LAUNDRY SET



All Contur sets come complete with butcher block countertops & black mat finish legs. Appliance dimensions may vary. Please verify dimensions and compatibility with appliance manufacturer prior to ordering.



Specifications and designs shown are subject to change without prior notice or approval. As colors may not be exactly as shown, please consult factory for color samples. The Contur cabinet distinct curved design as well as the replaceable front panel system are Patent-Pending with both U.S. & Canadian patent applications. The Contur name and respective logo are both registered trademarks of Contur Cabinet Ltd. All rights reserved.



95 Lindsay Avenue  
Dorval, Quebec, H9P 2S6  
Canada

Toll Free: +1 855 4CONTUR  
info@conturcabinet.com

[conturcabinet.com](http://conturcabinet.com)

Authorized Dealer/Reseller